

CARLYLE

Carlyle Tactical
Private Credit Fund
(C•TAC)

C-TAC HIGHLIGHTS

1

Leverages Carlyle's global platform to invest dynamically across the entire universe of private credit

2

Seeks to produce income & provide high net worth individuals access to the private credit markets by allocating capital across the credit spectrum

3

Tactically shifts allocation to different credit strategies based on the current market environment

PRIVATE CREDIT MARKET OPPORTUNITIES

Private Credit is a **multi-trillion-dollar market** that seeks to offer a **premium yield** compared to the liquid market.

PRIVATE CREDIT KEY ATTRIBUTES

Proprietary Deal Flow

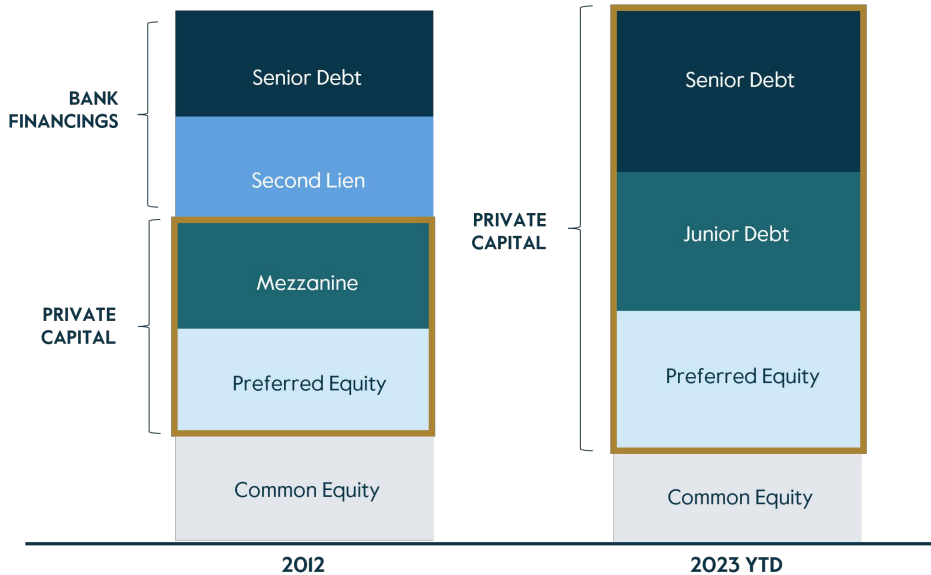
Complex Transaction

Directly Originated

Sponsored and Non-Sponsored Lending

Special Situations

Varying Liquidity



- ✓ Bespoke structures across cap stack
- ✓ Private non-bank origination
- ✓ Larger hold sizes
- ✓ Less participants
- ✓ Bilateral/club negotiations
- ✓ Control of terms

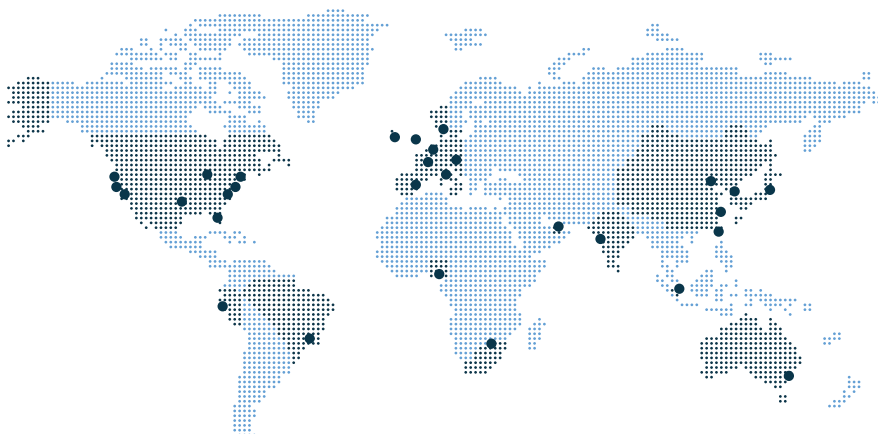
Source: Preqin as of 1/31/2023.

Note: Presented for illustrative purposes only. No assurance is given that Global Credit segment investments' actual returns will correspond to such illustrative market returns.

CARLYLE'S GLOBAL CREDIT EDGE AND DISTINCT ADVANTAGES

COMPETITIVE STRENGTHS

- Breadth of Capabilities
- Scale of Capital
- Depth of Industry Expertise
- Rigorous Credit Selection
- Long-Standing Sourcing Relationships
- Historically Provided Downside Protection



\$150B

In Assets

200+

Credit investment professionals¹

29

Offices Across 17 Countries

Firm data as of March 31, 2023. Carlyle Global Credit AUM includes \$55.1 billion of Insurance related assets and \$6.1 billion of platform initiatives.
1. Includes 11 professionals in the Carlyle Global Capital Markets group. Note: Certain communications between Carlyle Global Credit and investment professionals in other business segments may be restricted in accordance with Carlyle's information barrier policy.

CARLYLE GLOBAL CREDIT INVESTMENT CAPABILITIES

CARLYLE GLOBAL CREDIT – \$150BN AUM¹

LIQUID CREDIT AUM: \$50.4 billion		PRIVATE CREDIT AUM: \$23.6 billion		REAL ASSETS CREDIT AUM: \$14.9 billion	
CLO MANAGEMENT	Carlyle Managed CLOs (broadly syndicated senior secured bank loans)	DIRECT LENDING	Directly originated loans, primarily first lien and financial sponsor-backed	AVIATION FINANCE	Commercial aircraft leasing / servicing and securitization of aircraft portfolios
CLO INVESTMENT	Equity and debt CLO tranches	OPPORTUNISTIC CREDIT	Directly originated private capital solutions primarily for non-sponsored companies	INFRASTRUCTURE CREDIT	Credit investments in U.S. and international infrastructure assets
REVOLVING CREDIT	Senior secured revolving credit facilities of non-IG issuers	SPECIAL SITUATIONS	Flexible mandate across debt, preferred, and common equity solutions in non-control and control situations	REAL ESTATE CREDIT	Lending to global real estate projects

Source: The Carlyle Group. As of March 31, 2023 unless otherwise stated. 1) Carlyle Global Credit AUM includes \$55.1 billion of Insurance related assets and \$6.1 billion of platform initiatives.

KEY FUND STATISTICS

\$2,401,279,448

AUM(2)

~26%

% Leverage

543

Number of Investments

10.91% / 9.26%

Annualized / LTM Distribution Rate(3)

C-TAC PORTFOLIO MANAGERS



JUSTIN PLOUFFE
Managing Director
Co-Portfolio Manager



BRIAN MARCUS
Managing Director
Co-Portfolio Manager

40+

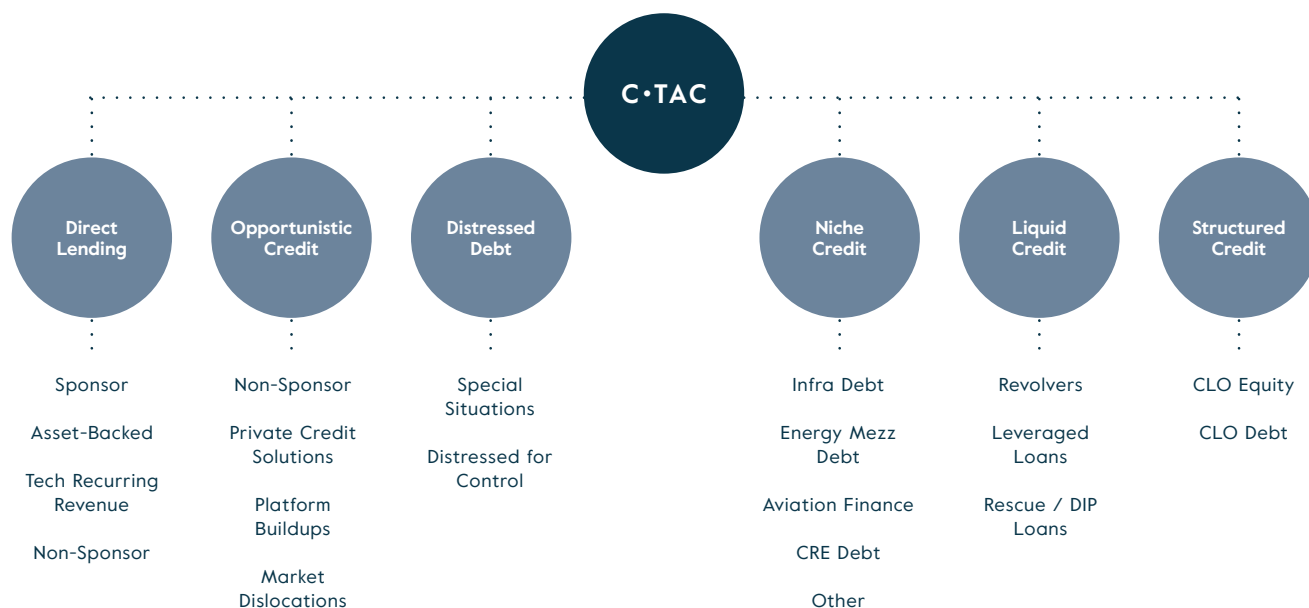
Collective years of experience

Source: Carlyle Tactical Private Credit Fund as of 3/31/2023, unless otherwise stated.

2. Total AUM as of 3/31/2023 represents managed assets including leverage (net assets of \$1.547 billion). Past performance does not guarantee future results.

3. As of 3/31/2023. Based on 1 share class. Represents income, capital gains and return of capital (if any) in the stated reporting period. Annualized distribution rate is calculated by taking the stated quarter's distribution rate divided by the quarter-end NAV and annualizing, without compounding. Last Twelve Months "LTM" distribution rate is calculated by taking the total distribution rate over the period divided by the current quarter-end NAV.

FLEXIBLE CAPITAL APPROACH ACROSS ASSET CLASSES



PORTFOLIO TARGET ALLOCATIONS

OPPORTUNISTIC CREDIT

25–35%

Opportunities that arise due to market dislocation or special situations

DIRECT LENDING

30–40%

Loans and subordinated debt to sponsor backed middle market companies

REAL ASSETS CREDIT

5–15%

Aviation: Commercial aircraft leasing / servicing and securitization of aircraft portfolios
Infrastructure: Credit investment in U.S. and international infrastructure assets
Real Estate: Lend to real estate projects in North America and Europe

LIQUID CREDIT

15–20%

Debt, such as corporate or sovereign, with robust, liquid markets, including broadly syndicated loans, high yield, convertible securities and Treasury Securities

SPECIAL SITUATIONS

0–5%

Debt and equity of operationally sound, financially distressed companies

STRUCTURED CREDIT

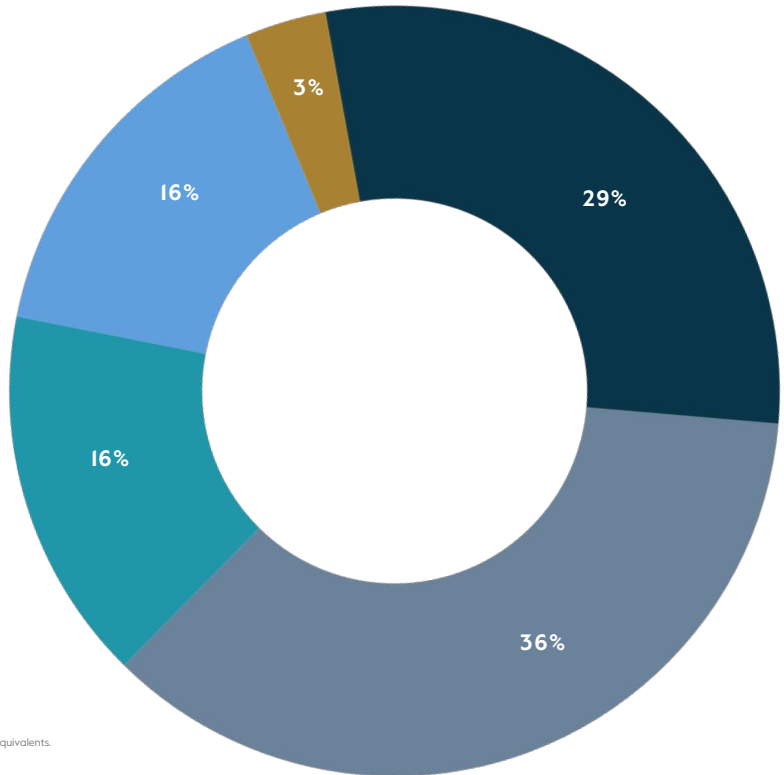
15–20%

Debt and equity tranches of Collateralized Loan Obligations (CLOs) and structured financings

Represent PAAC target allocations as of Q1 2023. There is no guarantee target allocations will be achieved or maintained.

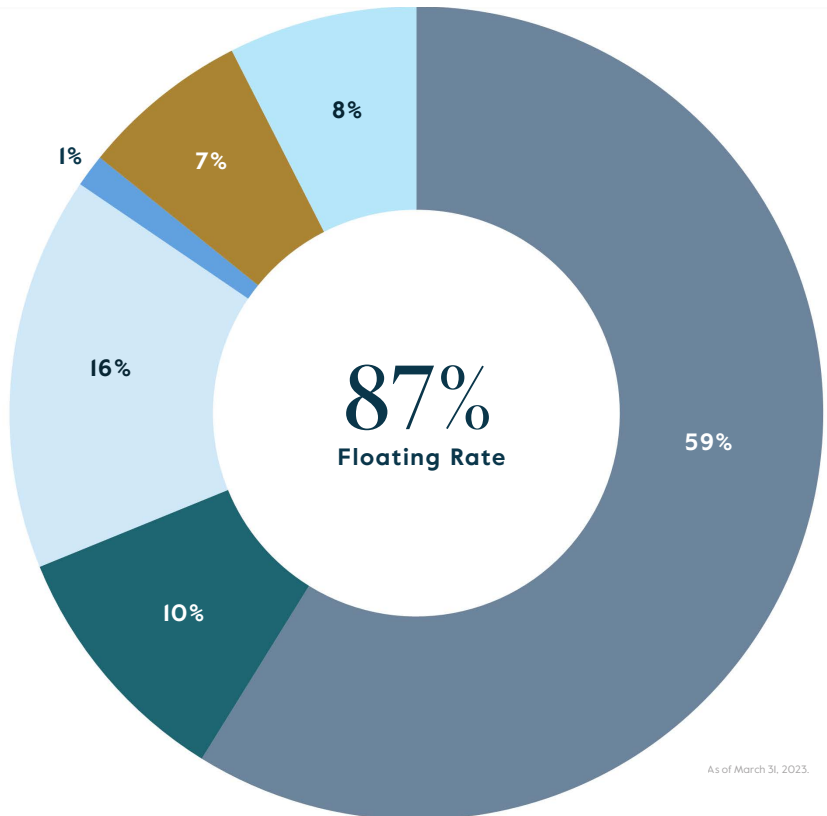
CURRENT ALLOCATIONS

36%	Direct Lending
29%	Opportunistic Credit
16%	Liquid Credit
16%	Structured Credit
3%	Real Assets Credit
0%	Special Situations



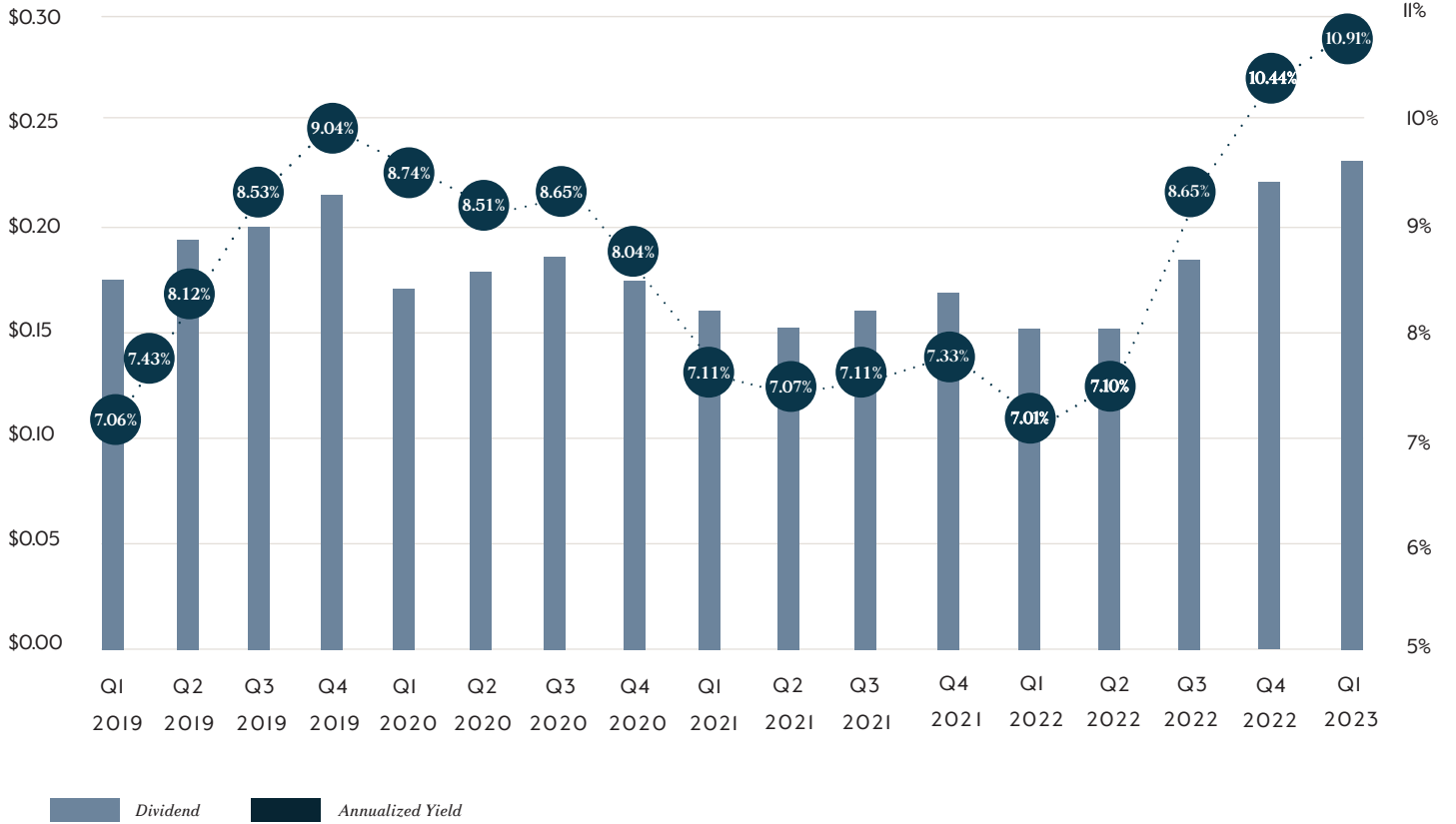
As of March 31, 2023 and subject to change. Totals may not foot due to rounding. Excludes cash and cash equivalents.

59%	1st Lien Senior Secured
16%	CLO Tranche
10%	2nd Lien Senior Secured
8%	Corporate Bonds
7%	Preferred Equity
1%	Unsecured

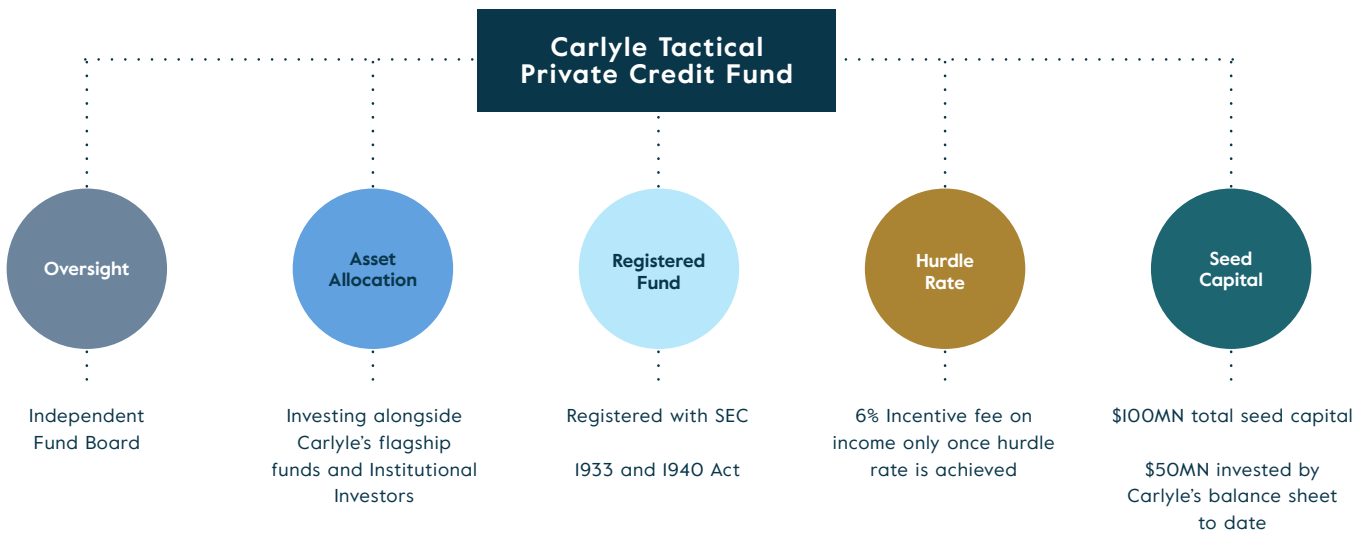


As of March 31, 2023.

ANNUALIZED DISTRIBUTION RATE⁴



STRONG SHAREHOLDER ALIGNMENT



Note: As of March 31, 2023.
⁴ Based on 1 share Class. Represents income, capital gains and return of capital (if any) in the stated reporting period. Annualized distribution rate is calculated by taking the stated quarter's distribution rate divided by the quarter-end NAV and annualizing, without compounding. Please note the Q4 2018 Dividend per share represents income earned from inception (June 4, 2018) through year-end whereas only the portion earned in Q4 2018 is used to calculate yield for the period.

KEY TERMS

Structure	The Fund is structured as a registered continuously-offered closed-end interval fund
Subscriptions	Daily / \$10,000 minimum
Repurchases¹	The Fund will offer quarterly minimum 5% repurchase of the Fund NAV
Distributions	Quarterly
Management Fee²	1.00% of Managed Assets
Incentive Fee²	15.0% charged only on investment income net of expenses
Hurdle Rate	6% - Incentive fee will only be charged once the hurdle rate is achieved with 100% catch-up
Share Classes	Class I (TAKIX - Institutional) Class L/Class M³ (TAKLX/TAKMX – Brokerage) Class Y³ (TAKYX - Advisory) via AIP Class A⁴ (TAKAX – Brokerage) Class N (TAKNX - Institutional) via NSCC
Regulatory	1933 & 1940 Act
Tax	1099

A full discussion of the Fund Terms can be found in the Prospectus located on the SEC website or www.CarlyleTacticalCredit.com. There is no assurance that quarterly distributions paid by the Fund will be maintained at the targeted level or that dividends will be paid at all. The Fund's distributions may be funded from unlimited amount of capital available to the Fund for investment. Any capital returned to Shareholders through distributions will be distributed after payment of fees and expenses.

¹ Investors may not be able to sell all shares through the repurchase process.

² Prior to April 1, 2020, CTAC charged 150% on net assets of the Fund and a 20% incentive fee charged on investment income net of expenses.

³ Prior to July 1, 2022, CTAC charged 17.5% on investment income net of expenses.

⁴ Up to 3.5% sales load charged on Class L shares.

⁵ Up to a 3.0% sales load charged on Class A shares.

IMPORTANT DISCLOSURES

When TCG Securities presents a strategy or product to a prospective investor, TCG Securities does not determine whether an investment in the strategy or product is in the best interests of, or is suitable for, the investor. Investors should exercise their own judgment and/or consult with a professional advisor prior to investing in any Carlyle strategy or product.

Investors should consult with their financial advisor about the suitability of this fund in their portfolio.

INVESTING IN THE FUND INVOLVES A HIGH DEGREE OF RISK, INCLUDING THE RISK THAT YOU MAY RECEIVE LITTLE OR NO RETURN ON YOUR INVESTMENT OR THAT YOU MAY LOSE PART OR ALL OF YOUR INVESTMENT. THIS IS A CLOSED-END INTERVAL FUND AND IS NOT INTENDED TO BE A TYPICAL TRADED INVESTMENT. THE FUND WILL NOT BE LISTED OR TRADED ON ANY STOCK EXCHANGE. LIMITED LIQUIDITY IS PROVIDED TO SHAREHOLDERS ONLY THROUGH THE FUND'S QUARTERLY REPURCHASE OFFERS FOR NO LESS THAN 5% OF THE FUND'S SHARES OUTSTANDING AT NET ASSET VALUE. REGARDLESS OF HOW THE FUND PERFORMS, THERE IS NO GUARANTEE THAT SHAREHOLDERS WILL BE ABLE TO SELL ALL OF THE SHARES THEY DESIRE IN A QUARTERLY REPURCHASE OFFER.

THERE CURRENTLY IS NO SECONDARY MARKET FOR THE FUND'S SHARES AND THE FUND EXPECTS THAT NO SECONDARY MARKET WILL DEVELOP. SHARES OF THE FUND WILL NOT BE LISTED ON ANY SECURITIES EXCHANGE, WHICH MAKES THEM INHERENTLY ILLIQUID. LIMITED LIQUIDITY IS PROVIDED TO SHAREHOLDERS ONLY THROUGH THE FUND'S QUARTERLY REPURCHASE OFFERS, REGARDLESS OF HOW THE FUND PERFORMS.

There is no assurance that quarterly distributions paid by the Fund will be maintained at the targeted level or that dividends will be paid at all. The Fund's distributions may be funded from unlimited amounts of offering proceeds or borrowings, which may constitute a return of capital and reduce the amount of capital available to the Fund for investment. A return of capital to shareholders is a return of a portion of their original investment in the Fund, thereby reducing the tax basis of their investment.

This material is provided for general and educational purposes only, is not intended to provide legal or tax advice, and is not for use to avoid penalties that may be imposed under U.S. federal tax laws. Contact your attorney or other advisor regarding your specific legal, investment or tax situation.

Investing involves risk. Investment return and principal value of an investment will fluctuate, and an investor's shares, when redeemed, may be worth more or less than their original cost. Fixed income investing entails credit and interest rate risks. When interest rates rise, bond prices generally fall, and the Fund's share prices can fall. Below-investment-grade ("high yield" or "junk") bonds are more at risk of default and are subject to liquidity risk. Credit instruments that are rated below investment grade (commonly referred to as "high yield" securities or "junk bonds") are regarded as having predominantly speculative characteristics with respect to the issuer's capacity to pay interest and repay principal. Collateralized loan obligations (CLO's) are debt instruments but also carry additional risks related to the complexity and leverage inherent in the CLO structure. Because of the risks associated with investing in high yield securities, an investment in the Fund should be considered speculative. Some of the credit instruments will have no credit rating at all. The Fund may invest in loans and the value of those loans may be detrimentally affected to the extent a borrower defaults on its obligations. Senior loans are typically lower-rated and may be illiquid investments, which may not have a ready market. Investments in lesser-known and middle-market companies may be more vulnerable than larger, more established organizations.

Leverage (borrowing) involves transaction and interest costs on amounts borrowed, which may reduce performance. Foreign investments may be volatile and involve additional expenses and special risks, including currency fluctuations, foreign taxes, regulatory and geopolitical risks. The Fund is classified as "non-diversified" and may invest a greater portion of its assets in the securities of a single issuer.

The mention of specific currencies, securities, issuers or sectors does not constitute a recommendation on behalf of the Fund or Carlyle. Prior to November 4, 2019, the Fund's name was the OFI Carlyle Private Credit Fund.

At an in-person meeting of the Board held on September 23, 2019, the Board, including all of the Independent Trustees, approved the new Investment Advisory Agreement between the fund and Carlyle Global Credit Investment Management ("CGCIM"). The Board also recommended to the fund's shareholders that they approve the new Investment Advisory Agreement. After considering the Board's recommendation, the holders of a majority of the fund's outstanding voting securities as of September 24, 2019 approved the new Investment Advisory Agreement by written consent, effective October 24, 2019.

At a meeting of the Board held on March 13, 2020, the Board, including all of the Independent Trustees, approved an amended and restated investment advisory agreement between the Fund and CGCIM, effective April 1, 2020, which made certain changes to the management fee structure that will result in management and incentive fees equal to or less than those payable under the Prior Advisory Agreement.

DST, which has its principal office at 333 West 11th Street, 5th Floor, Kansas City, MO 64105, serves as the Fund's distribution paying agent and registrar. As of April 30, 2020, DST serves as the Fund's sub-transfer agent but is expected to serve as the Fund's Transfer Agent on or about May 15, 2020 as discussed above. Under the Transfer Agency Agreement, the Fund pays the Transfer Agent an annual fee in monthly installments.

Shares are not FDIC insured, may lose value and not have bank guarantee. Investors should carefully consider the investment objective, risks, charges and expenses of the Fund before investing. This and other important information about the Fund is in the prospectus, which can be obtained by contacting your financial advisor or visiting www.CarlyleTacticalCredit.com. The prospectus should be read carefully before investing.

Where applicable, this Presentation has been distributed by TCG Capital Markets L.L.C., a broker dealer, registered with the U.S. Securities and Exchange Commission ("SEC") and a member of the Financial Industry Regulatory Authority ("FINRA"). Related financial products and services are only available to investors deemed to be "qualified purchasers" as defined in Section 2(a)(5) of the Investment Company Act of 1940, as amended, and "accredited investors" as defined in Regulation D of the Securities Act.

When TCG Capital Markets presents a fund, strategy or other product to a prospective investor, TCG Capital Markets does not evaluate any information necessary to determine whether an investment in the fund, strategy or other product is in the best interests of, or is suitable for, the investor. You should exercise your own judgment and/or consult with a professional advisor to determine whether it is advisable for you to invest in any Carlyle strategy or product. TCG Capital Markets will not make any recommendation regarding, and will not monitor, any investment made by any investor in any Carlyle fund, strategy or other product. For financial advice relating to an investment in any Carlyle fund, strategy or product, contact a professional advisor.

CARLYLE